



Key Performance Indicators

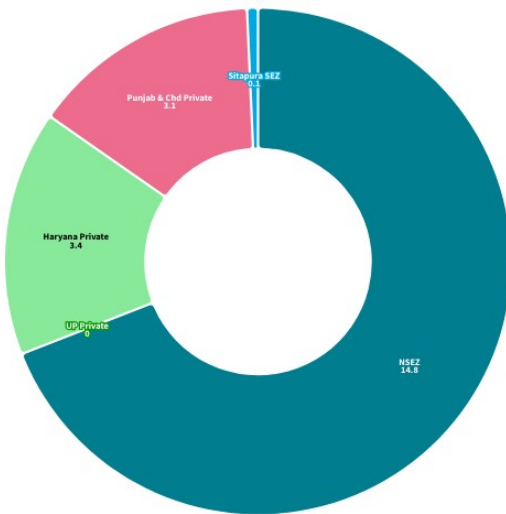
FEBRUARY 2024

INVESTMENT & EMPLOYMENT FOR FEB'24

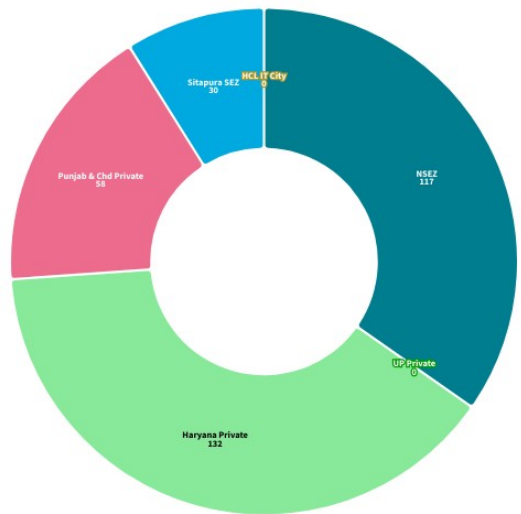
No. of Meetings	No. of proposals	Total investment proposed (Rs. Crores)	Total employment proposed (InSEZs)
8	38	21.5	337

During the month of February 2024, the Noida Special Economic Zone held 8 meetings and processed 38 proposals. The approved investments within the SEZ amounted to Rs. 21.5 crores, with employment opportunities proposed and approved for 337 individuals.

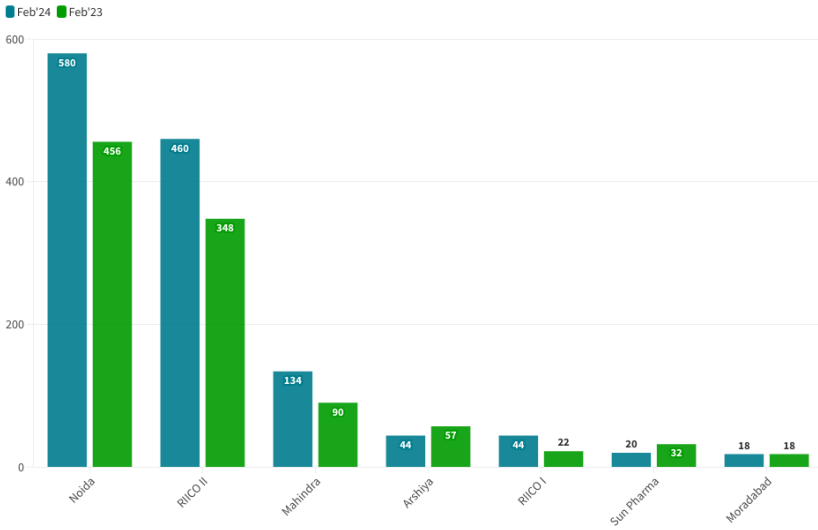
Investment



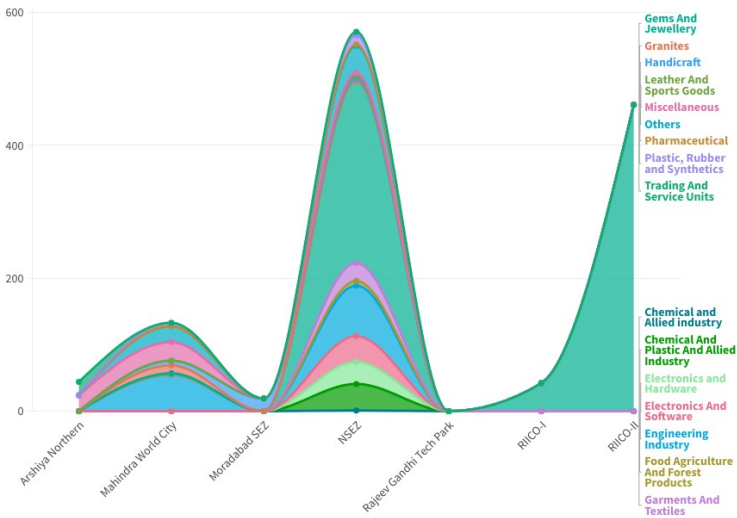
Employment



MERCHANDISE EXPORT



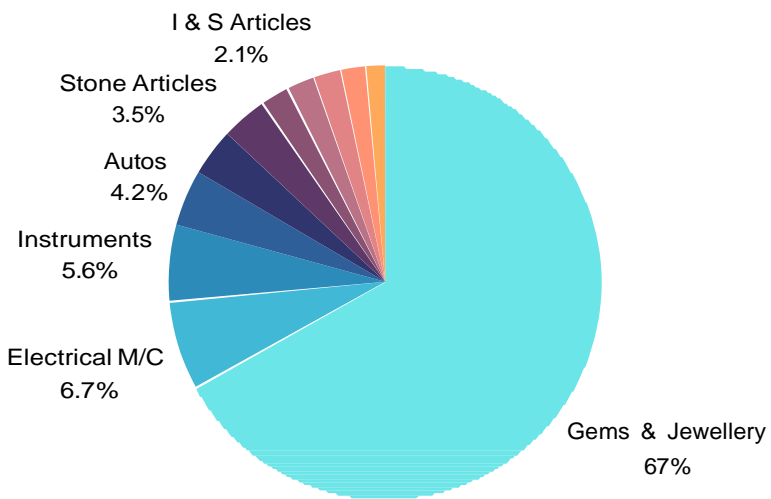
Noida SEZ had exports totalling Rs. 580 crores which for February 2023 was Rs. 456 crores. Furthermore, total exports surged to an impressive Rs. 1300 crores, showcasing a substantial increase from the same month's figure of Rs. 1027 crores in the previous year.



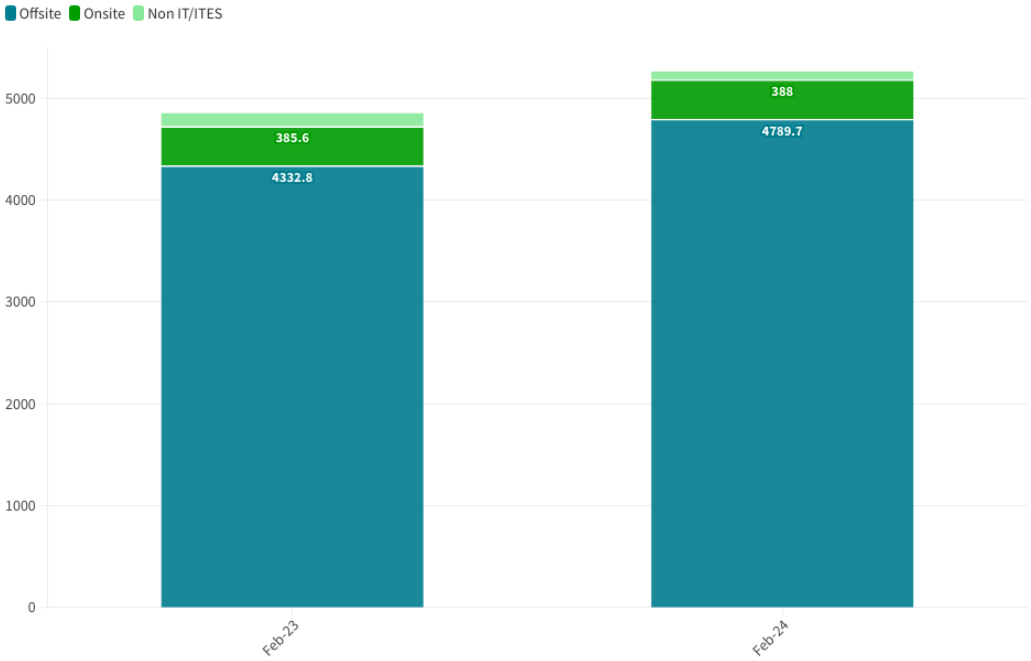
In February 2024, Noida SEZ contributed 44.3% (Rs. 572 Crores) to the total, with Gems and Jewellery and Engineering Industry as key sectors. RIICO SEZ-II followed, comprising 35.7% (Rs. 461 Crores) of total goods exports, solely driven by Gems and Jewellery.



In terms of India's exports to countries with Free Trade Agreements (FTAs) the United Arab Emirates emerged as the top destination, with exports totalling a substantial Rs. 424 crores. Thailand followed behind, with exports amounting to Rs. 19 crore followed by Sri Lanka, Australia, Myanmar, and Singapore.



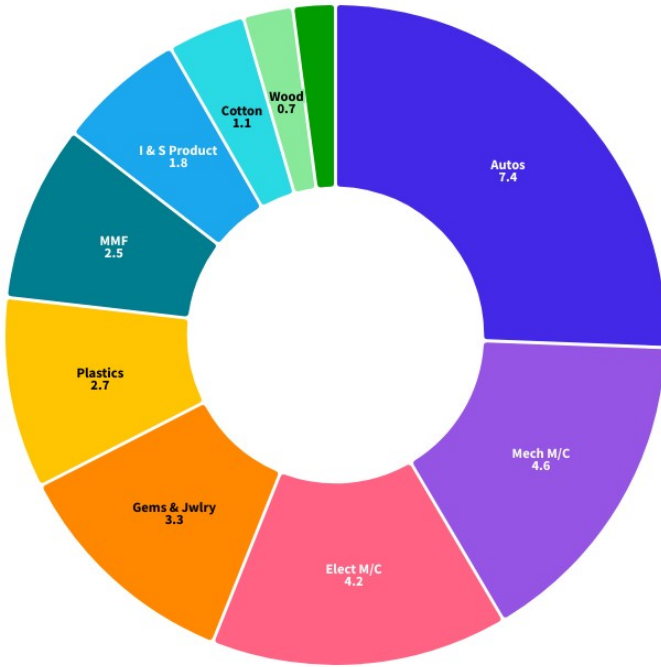
SOFTWARE & SERVICES EXPORT



In February 2023, the Offsite services from Special Economic Zones (SEZs) accounted for Rs. 4332.8 crores, while onsite services totalled Rs. 385.6 crore. Additionally, non-IT/ITES services contributed Rs. 134.3 crore to the export. In January 2024, the export of services from Special Economic Zones (SEZs) saw significant contributions across different categories. Offsite services led the export with a total value of Rs. 4789.7 crore, followed by onsite services at Rs. 388 crore. Non-IT/ITES services also made a notable contribution, amounting to Rs. 85.9 crore. Remarkably, the total export of services for the month reached Rs. 5263.6 crore.

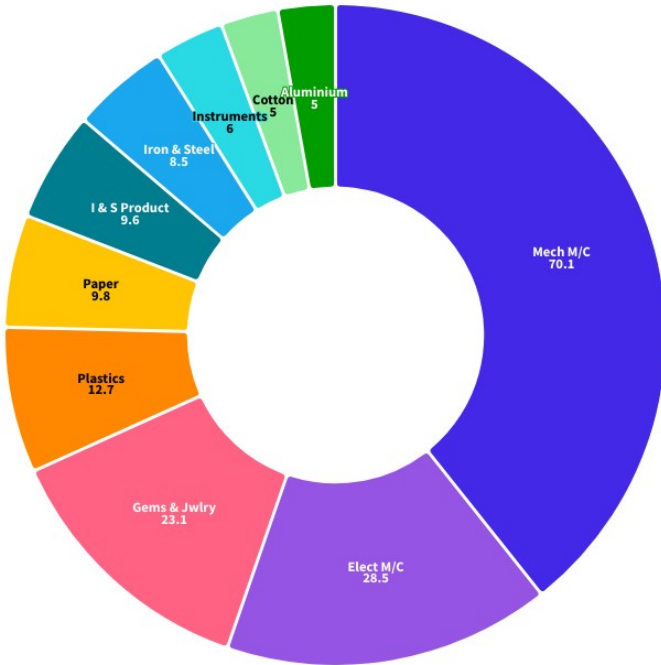
DTAPex (DTA Procurement with export benefits)

The total domestic procurement with export benefit made by all units under Zonal NSEZ for the period February 2024 was Rs 33.2 Crores. The industry wise domestic procurement for the said period is as under:



DTAP (DTA Procurement without export benefits)

The total domestic procurement without export benefit made by all units under Zonal NSEZ for the period February 2024 was Rs 221.7 Crores. The industry wise domestic procurement for the said period is as under:

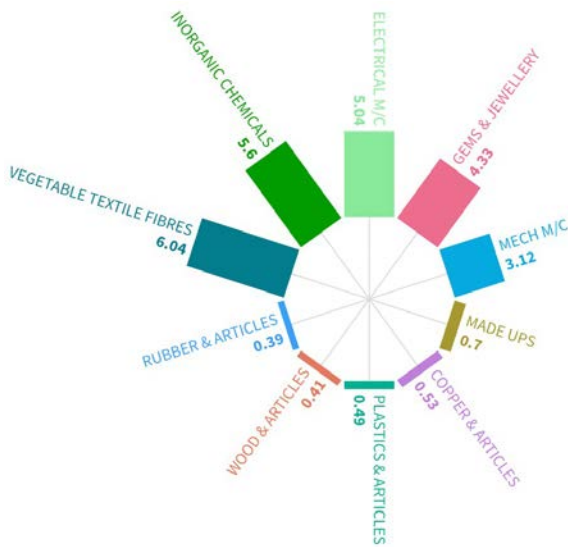


SEZ to SEZ



As for the inter-SEZ supply, NSEZ and RIICO - II are the significant contributors with supply valued at Rs. 8.5 Cr and Rs. 9.8 Cr. Additionally, Mahindra World City, RIICO - I, demonstrate notable participation, contributing to the overall inter-SEZ trade network.

The diverse range of imported goods within Special Economic Zones (SEZs) are given as under:



OTHER TRANSACTIONS

In February 2024, the total transactions for Imports amounted to Rs. 860 crore, while Rs. 234 crore was attributed to DTA sales and Rs. 39 crore to Deemed Exports. The primary SEZ-wise transactions were as follows:

