

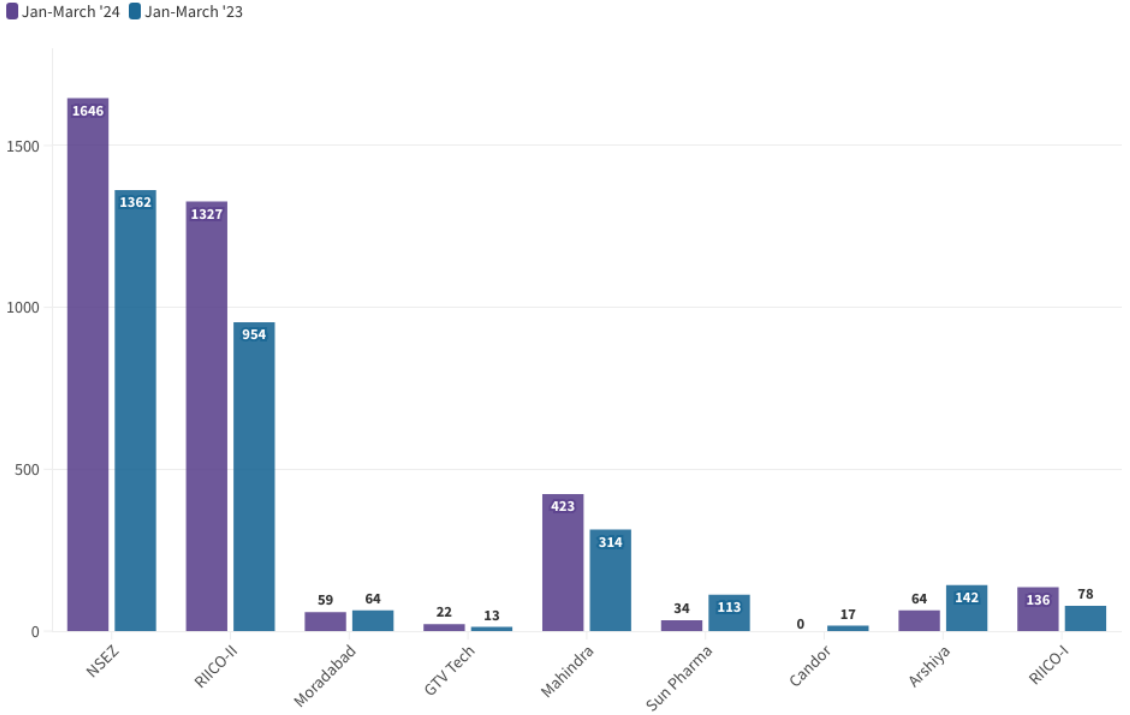


Key Performance Indicators

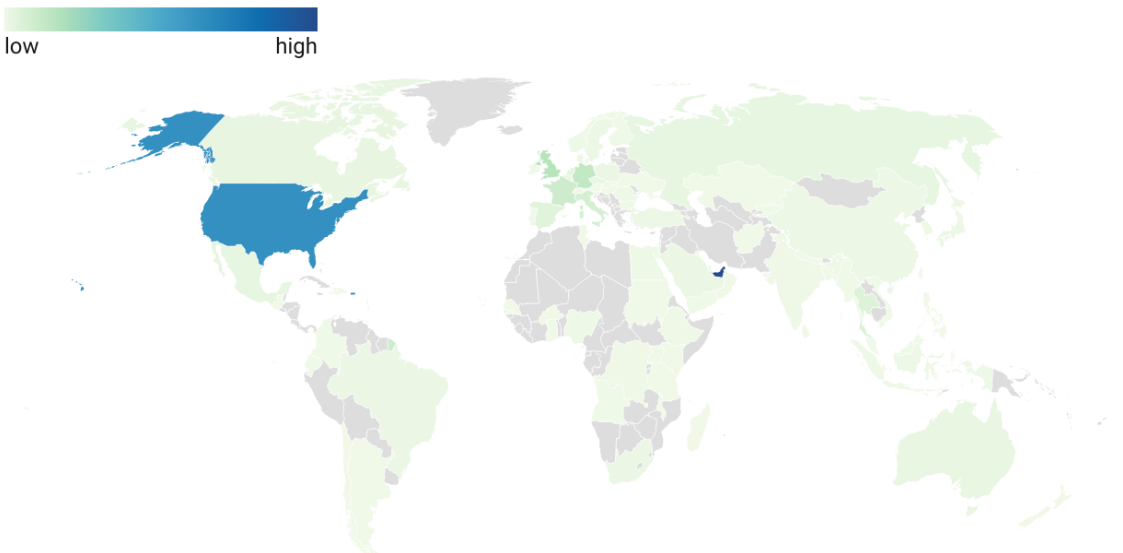
JANUARY - MARCH 2024

Merchandise Exports

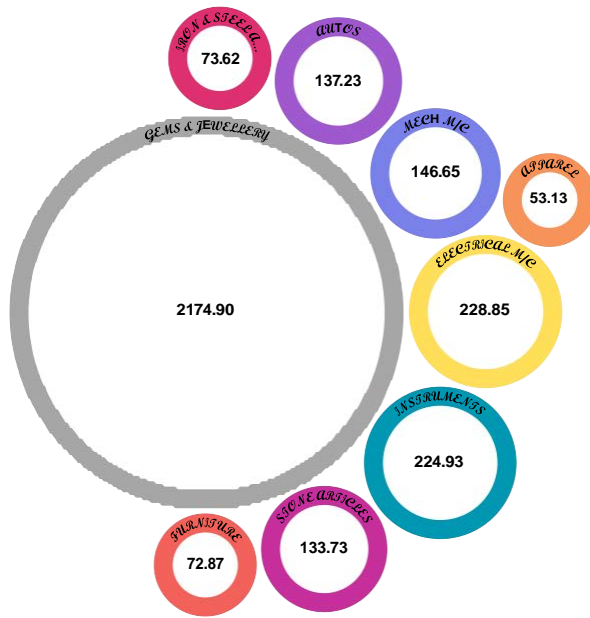
The total merchandise exports of zonal Noida SEZ from January to March 2024 was Rs. 3712 Crores. The SEZ-wise breakup of these exports is as under:



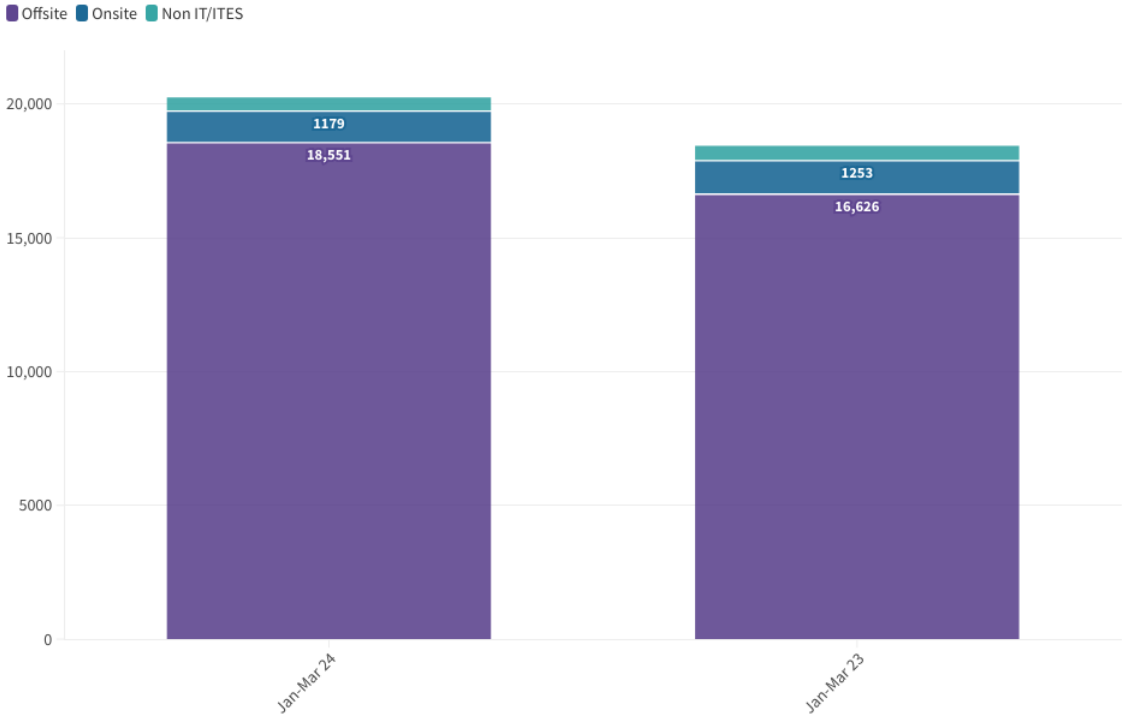
UAE ranks first among the top destinations for these merchandise exports followed by United States, Hong Kong and the United Kingdom each with the export of Rs. 1199 Cr, Rs. 752 Cr, Rs. 418 Cr and Rs. 195 Cr respectively.



The top most exported goods for this period in the aforesaid SEZs are as under:



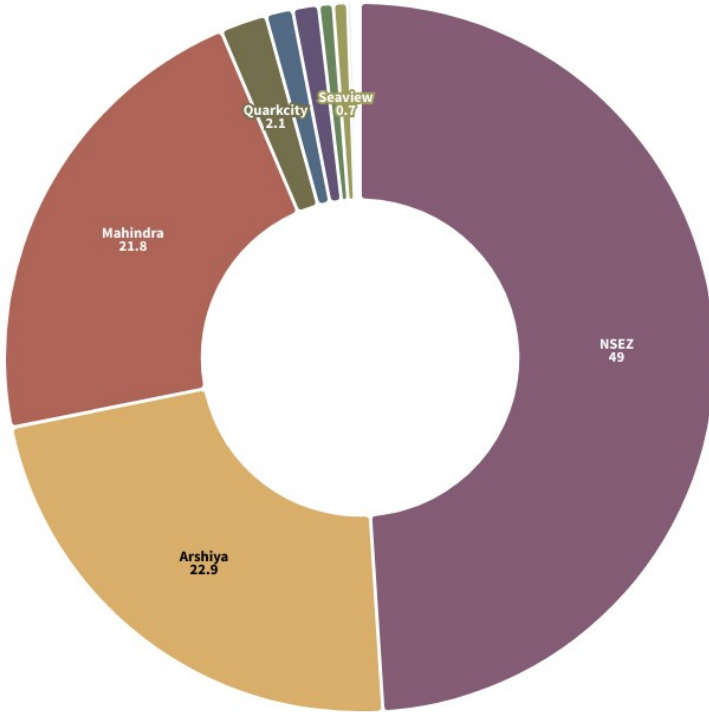
Software and Services Export



In Jan - March 2023, the Offsite services from Special Economic Zones (SEZs) accounted for Rs. 16,626 crores, while onsite services totalled Rs. 1,253 crore. Additionally, non-IT/ITES services contributed Rs. 552 crore to the export. In January - March 2024, the export of services from Special Economic Zones (SEZs) saw significant contributions across different categories. Offsite services led the export with a total value of Rs. 18,551 crore, followed by onsite services at Rs. 1,179 crore. Non-IT/ITES services also made a notable contribution, amounting to Rs. 513 crore.

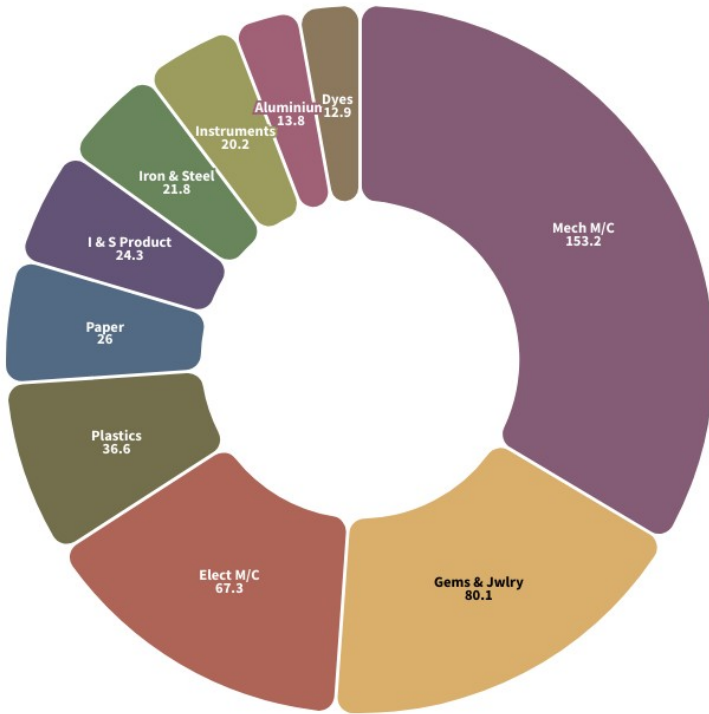
Deemed Exports

The total deemed exports made by all units under Zonal NSEZ for the period January - March 2024 was Rs 124.6 crores. The SEZ wise deemed exports is as under:



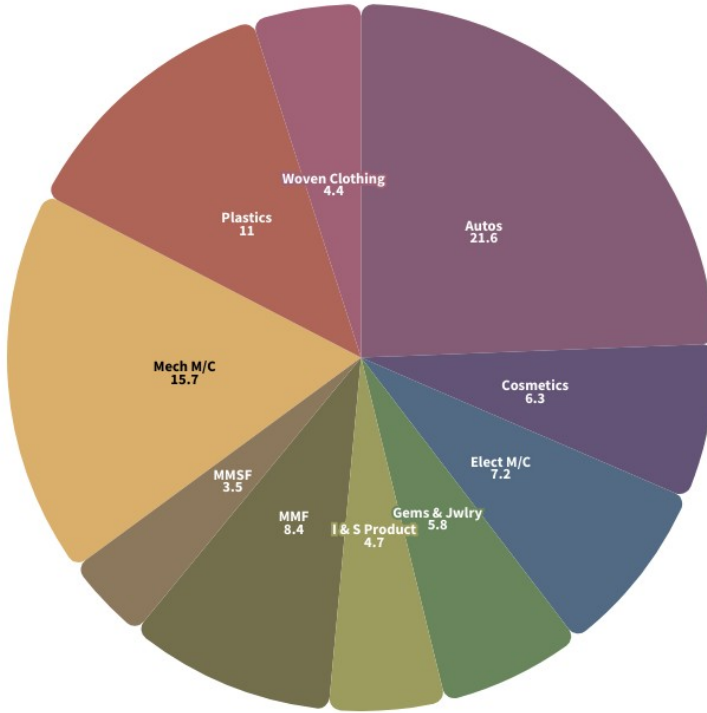
Domestic Procurement without export benefit

The total domestic procurement without export benefit made by all units under Zonal NSEZ for the period January - March 2024 was Rs 588.3 Crores. The industry wise domestic procurement for the said period is as under:



Domestic Procurement with export benefit

The total domestic procurement with export benefit made by all units under Zonal NSEZ for the period January - March 2024 was Rs 111.4 Crores. The industry wise domestic procurement for the said period is as under:



SEZ to SEZ Supplies

The total SEZ to SEZ supplies made by all units under Zonal NSEZ for the period January - March 2024 was Rs 111.6 Crores. (Only if entered by units in SEZ online system) .The top SEZ wise supplies are as under:

