



Key Performance Indicators

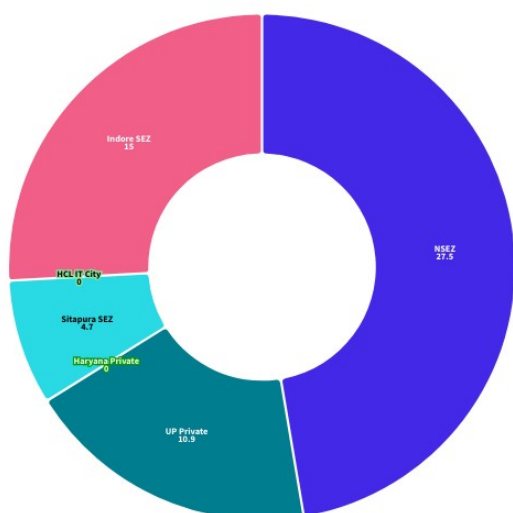
MARCH 2024

INVESTMENT & EMPLOYMENT FOR MARCH'24

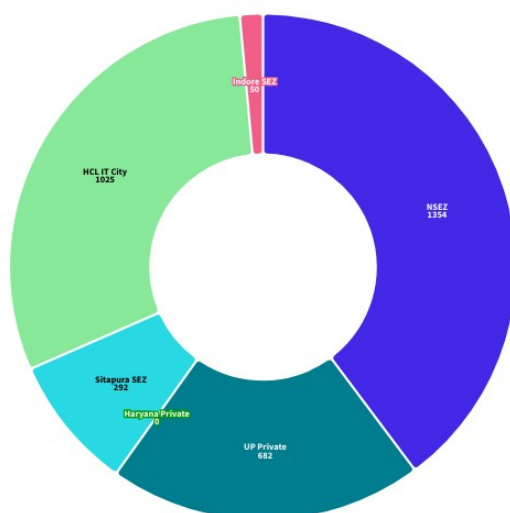
No. of Meetings	No. of proposals disposed	Total investment proposed (Rs. Crores)	Total employment proposed (In SEZs)
8	54	58	3403

During the month of March 2024, the Noida Special Economic Zone held 8 meetings and processed 54 proposals. The approved investments within the SEZ amounted to Rs. 58 crores, with employment opportunities proposed and approved for 3403 individuals.

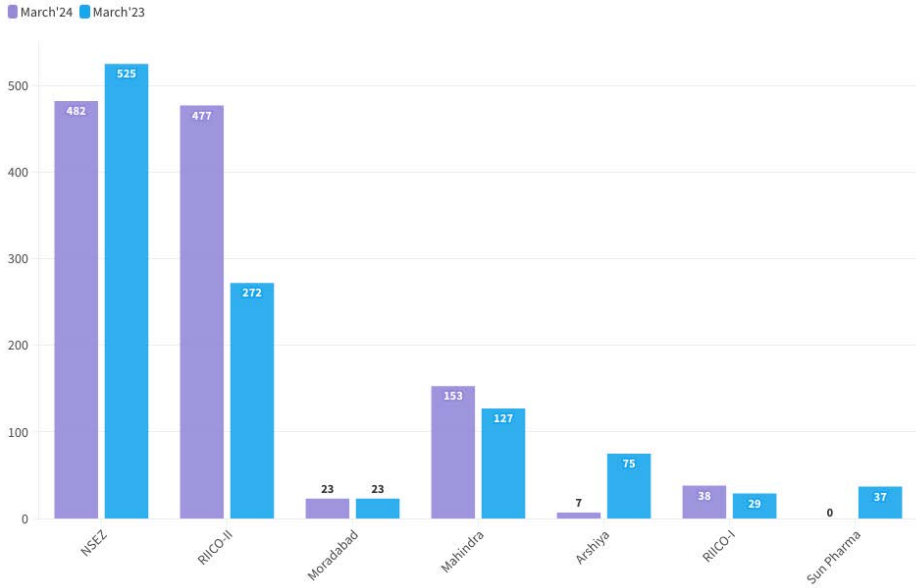
Investment



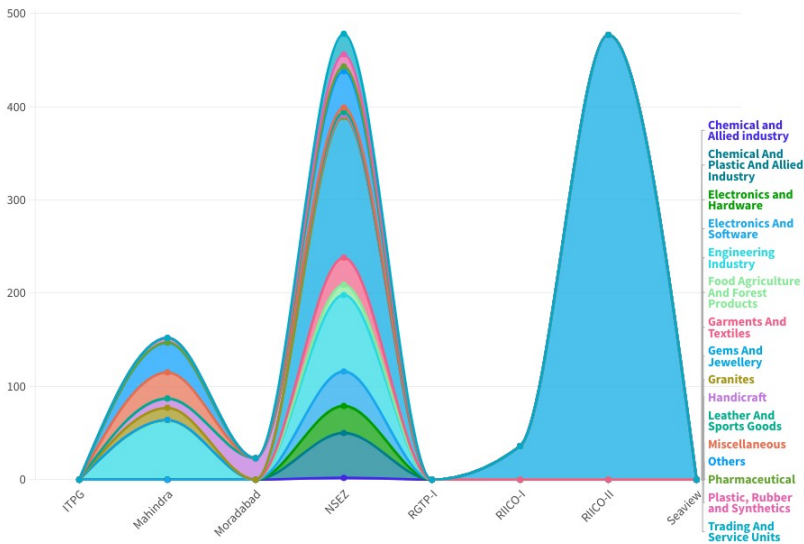
Employment



MERCHANDISE EXPORT



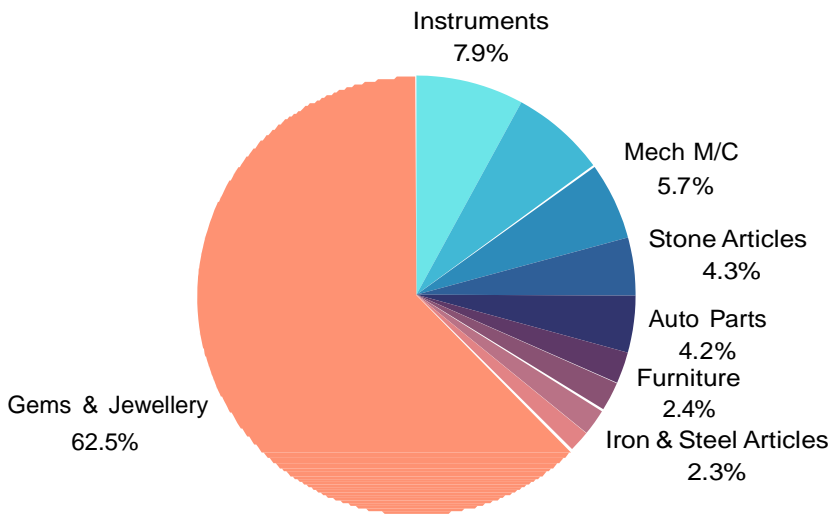
Noida SEZ had exports totalling Rs. 482 crores which for March 2023 was Rs. 525 crores. Furthermore, total exports surged to an impressive Rs. 1181 crores, showcasing a substantial increase from the same month's figure of Rs. 1090 crores in the previous year.



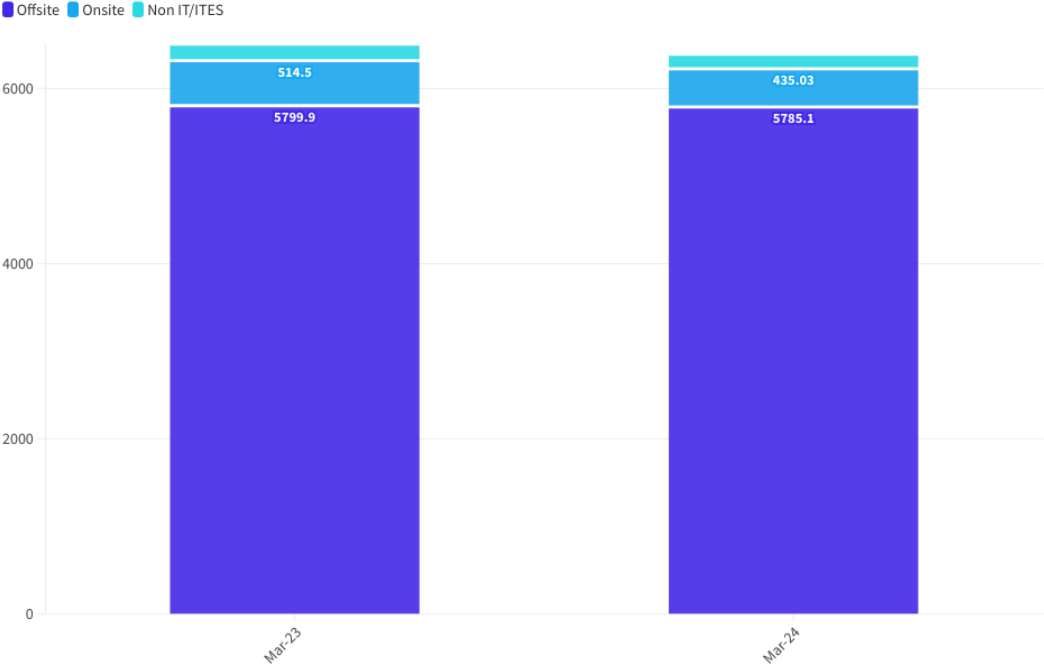
In March 2024, Noida SEZ contributed 40.8% (Rs. 482 Crores) to the total, with Gems and Jewellery and Engineering Industry as key sectors. RIICO SEZ-II followed, comprising 40.3% (Rs. 477 Crores) of total goods exports, solely driven by Gems and Jewellery.



In terms of India's exports to countries with Free Trade Agreements (FTAs) the United Arab Emirates emerged as the top destination, with exports totalling a substantial Rs. 430 crores. Thailand followed behind, with exports amounting to Rs. 25 crore followed by Sri Lanka, Australia, Myanmar, and Singapore.



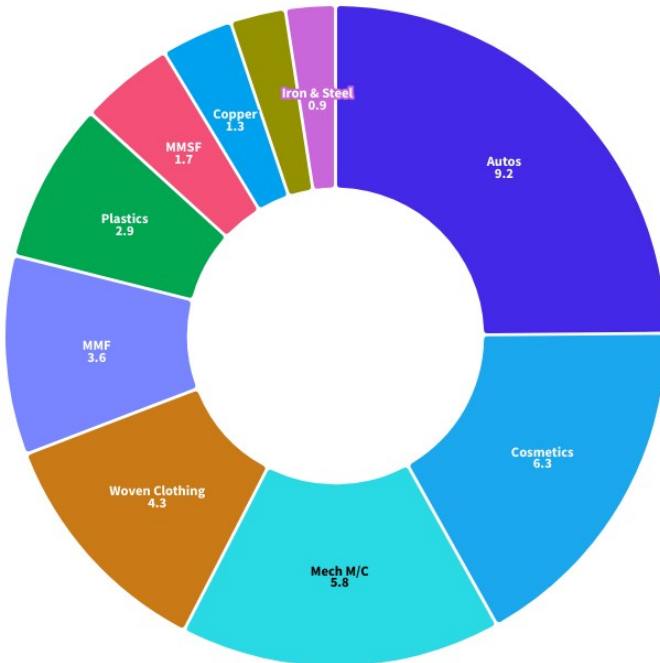
SOFTWARE & SERVICES EXPORT



In March 2023, the Offsite services from Special Economic Zones (SEZs) accounted for Rs. 5799 crores, while onsite services totalled Rs. 514 crore. Additionally, non-IT/ITES services contributed Rs. 171 crore to the export. In January 2024, the export of services from Special Economic Zones (SEZs) saw significant contributions across different categories. Offsite services led the export with a total value of Rs. 5785 crore, followed by onsite services at Rs. 435 crore. Non-IT/ITES services also made a notable contribution, amounting to Rs. 150 crore. Remarkably, the total export of services for the month reached Rs. 6370 crore.

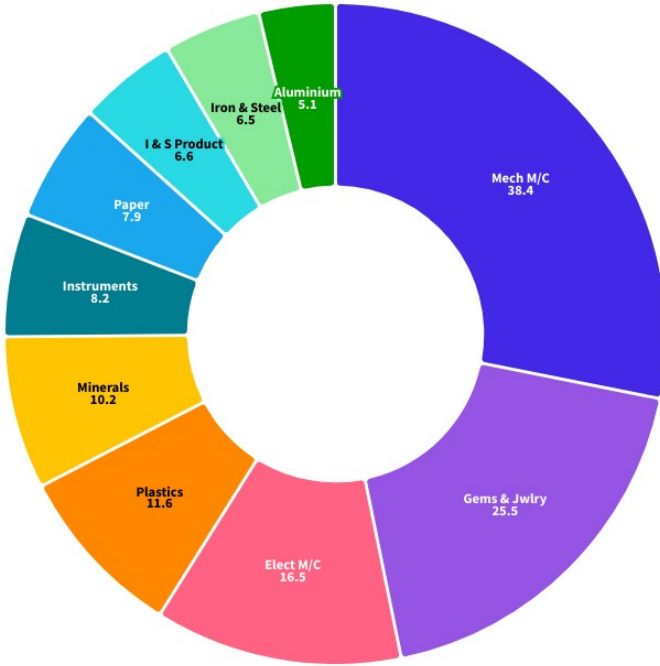
DTAPex (DTA Procurement with export benefits)

The total domestic procurement with export benefit made by all units under Zonal NSEZ for the period March 2024 was Rs 42.6 Crores. The industry wise domestic procurement for the said period is as under:



DTAP (DTA Procurement without export benefits)

The total domestic procurement without export benefit made by all units under Zonal NSEZ for the period March 2024 was Rs 171.3 Crores. The industry wise domestic procurement for the said period is as under:

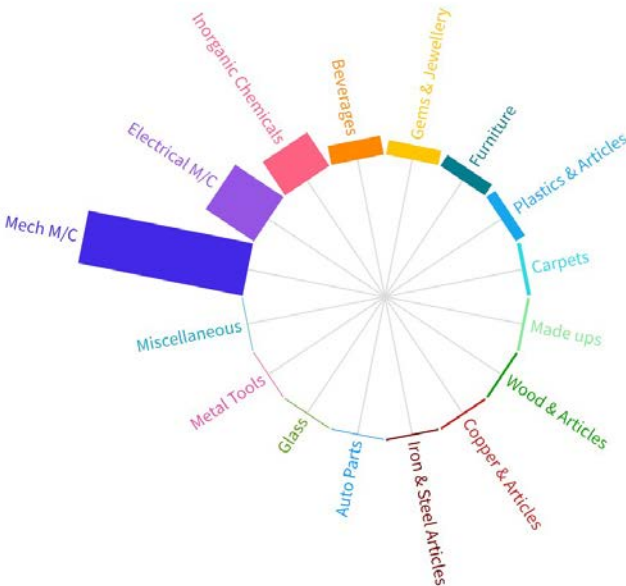


SEZ to SEZ



As for the inter-SEZ supply, NSEZ is a significant contributor with supply valued at Rs. 14.5 Cr, indicating its role as a hub for inter-zone transactions. RIICO-II follows closely with supply totalling Rs. 6 Cr. Additionally, Gurgaon Infospace, DLF CyberCity and Mahindra world city demonstrate notable participation, contributing to the overall inter-SEZ trade network.

The diverse range of imported goods within Special Economic Zones (SEZs) are given as under:



OTHER TRANSACTIONS

In March 2024, the total transactions for Imports amounted to Rs. 815 crore, while Rs. 231 crore was attributed to DTA sales and Rs. 40 crore to Deemed Exports. The primary SEZ-wise transactions were as follows:

