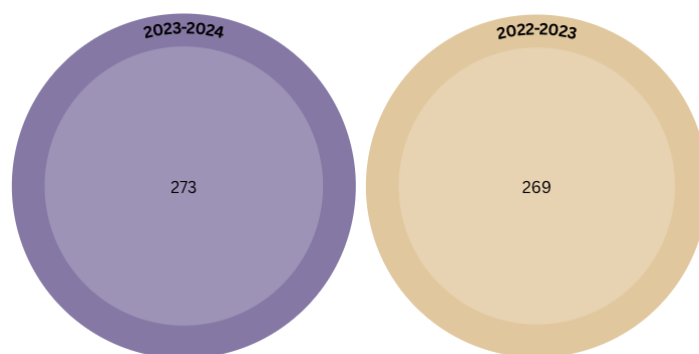


Moradabad SEZ 2023-24 data

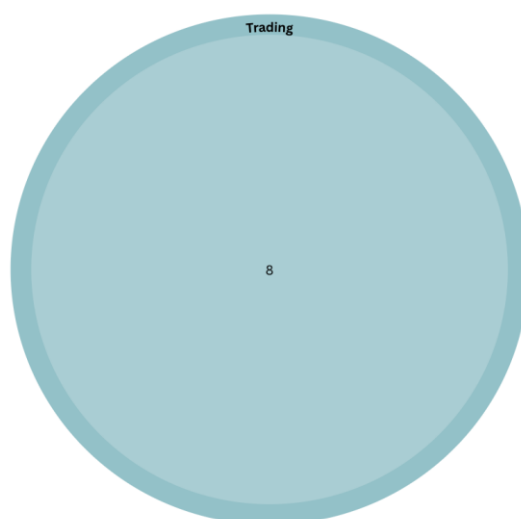
Merchandise Export

The merchandise exports from Moradabad SEZ for 2023-24 was Rs. 273 crores against Rs 269 Crores for 2022-23, registering a growth rate of 1.5%.



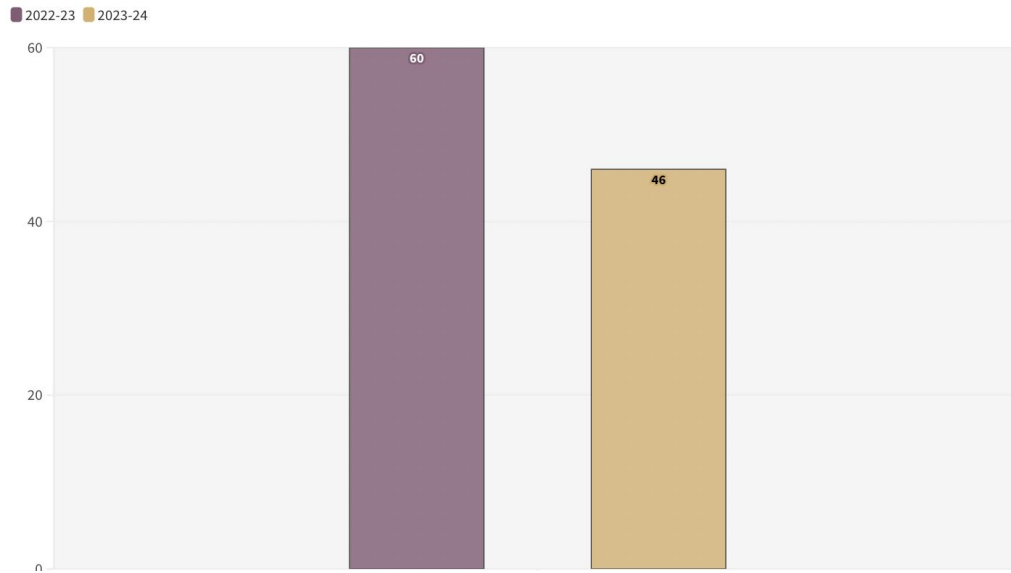
Deemed Exports

In the financial year 2023-24, the deemed exports was ₹7.78 crores, in the case of a single unit.



SEZ to SEZ

The SEZ to SEZ supplies from Moradabad SEZ was Rs. 60 lacs during 2022-23 and Rs. 46 lacs in 2023-24.



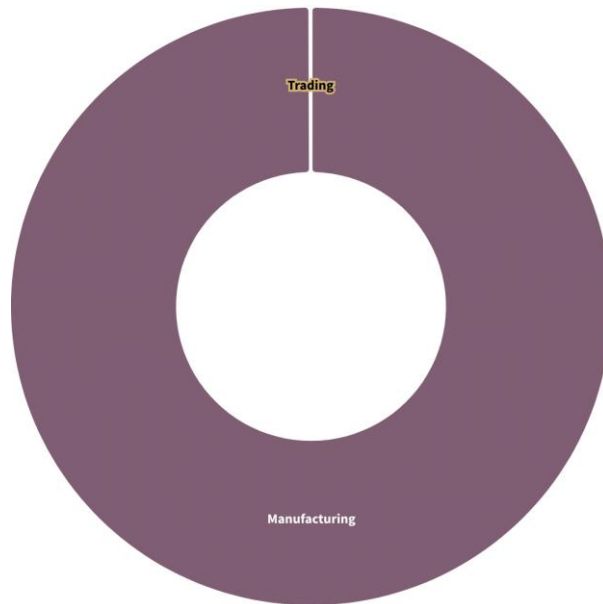
DTAP

The DTA procurement without export benefits for Moradabad Special Economic Zone (SEZ) stood at Rs. 45 crore in the 2023-24 fiscal year. The transactions related to consignment were around Rs 41.5 crores and those related to sales were Rs 2.5 crores.



DTAPex

The DTA procurement value with export benefits for Moradabad SEZ in 2023-24 was Rs. 48.4 crore. Nearly all of this were from units who had manufacturing LOAs.



Net Foreign Exchange (NFE)

The Net Foreign exchange for Moradabad SEZ for 2023-24 was Rs 247 Crores.

